


C. Group learning

VCD SHOW - SNOOPY & PEANUTS



1. Who is the leader in the girls' group? _____

2. How do the girls choose their leader? _____

3. Do you think this method is good or bad? Give reasons.

--

4. List 5 qualities of a good leader

5. How can I cooperate with the leader and be a good team member?

My Group

Name of my group: _____

Group leader: _____

Group members: _____

Slogan: _____

Signed by: _____

Introduction to Social Research

Worksheet 1.1

1. Which scene of the TV program impressed you most? Why?

2. Choose three characters from the program and describe one of the problems experienced by them respectively.

Name of the character	Problem faced by him/her	Does the problem affect the other people? Why?	Is it a personal problem (個人問題) or social problem (社會問題)? Why?



Introduction to Social Research

Worksheet 1.2

1. Definition of social problem

According to Horton et al (1994), a **social problem** (社會問題) is a condition that

- **Affects** (影響) a significant number of people
- **Considers undesirable** (不好或不完善)
- It is felt that something can be done through **collective** (集體的) **social action** (社會行動).

2. Relationship between personal problem (個人問題) and social problem

According to C. Wright Mills (1959), "a personal problem is the one of which the **causes and solutions lie within the individual** (其問題及原因由個人所引起), while a social problem is one of which the **causes and solutions lie outside the individual**. (其問題及原因非由個人所引起)"

3. In the following cases, identify whether it is a personal, social or a mixed (personal and social) problem, give reasons for your answers.

- A. Mary is leaving home for school. While she is waiting in the lift lobby, she finds that she hasn't brought along her P.E suit.
- B. Mary is waiting at the bus stop for school. The queue there is very long and it takes her about half an hour to get on a bus. Thus, she is late for school.
- C. Mary and her friends go to a movie after school. While they are watching the movie, the two people who sit in front of them talk loudly and smoke .

A.

B.

C.

Introduction to Social Research


Worksheet 1.3

Topic

1 Introduction on project learning (專題研習簡介)




2 Group collaboration (協作技巧)




3 Field Trip (戶外考察)

4 Handling Data (資料處理)

- Choosing a topic (選擇研究題目)
- Drafting Research Question (草擬研究問題)



5 Data Collection (資料搜集)




- Documentary Review (文獻回顧)
- Questionnaire (問卷調查)
- Interview (訪問)
- Outing in Wanchai (戶外考察)

6 Data Analysis (資料分析)



7 Research Conclusion (研究成果總結)

8 Preparation for Research Presentation (準備口頭報告)



9 Presentation and Feedback (口頭報告及回應)

10 Preparation for Research Report (準備書面報告)



11 Conclusion and Evaluation (總結及檢討)

下文為一群中學生完成之社會研究撮要，參考工作紙 1.3，試指出這研究的組成部分並將他們的名稱填在合適的方格內。

如何發展吸引遊客的旅遊設施

中三甲 第四組 組員：張凱傑、葉冬寧、廖卓濂、李銘坤、李嘉華、楊卓衡

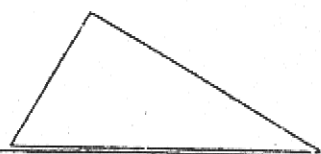
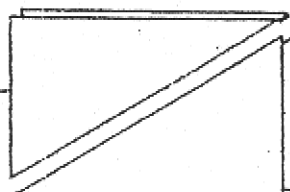
背景：使我們能夠藉著這題目知道香港的旅遊業有什麼要改善的地方，還有什麼優劣之處。今年專題有一個大題目就是可持續發展，探討一下可持續發展對我們的影響。我們利用參考文獻、報章、網絡等等搜集資料，完成報告。

研習方法

整個研習方法是以問卷訪問為主。進行街頭，你一定要有自信心，否則可能連一份也做不成。進行訪問時要觀察入微，如果要觀察入微，你必須做到望聞問徹。望，望下四周每樣事物，可能會給你一些啟發；聞，要看報紙、書籍，看作者的所見所聞，會提供你想要的資料；問，每事都問，問得越清楚越好，直至你明白你想知的東西為止；徹徹底底分析所有資料，清清楚楚做出一份報告。在家中找你的家人練習一下說話技巧和應有的禮貌，這樣可以增強自己的信心。

二月二十八日，我們曾到紅磡的嘉年華會做訪問，選擇這個地點是因為哪裏是遊客的集中地，讓我們容易接觸到遊客，了解他們的意見。

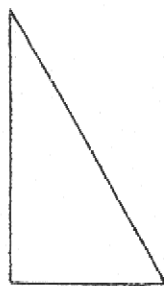
從訪問之中很多人認為東南九龍現今的旅遊設施不足，現今在舊機場有一塊土地合適發展旅遊業。他們大部份人都想在東南九龍裏興建主題公園，可能主題公園在外國十分流行，但在香港沒有。雖然很多人認為香港沒足夠土地發展旅遊，其實本港還有許多土地可以供旅遊業發展。這就是訪問出來的結論。



總結

從今次的報告，我們明白到香港是的好地方，香港政府應該好好利用本港旅遊業，使經濟低迷的香港變成繁榮市。

雖然今次我們未能獲獎，但能獲得知識和見識，這方面是無可代替的。希望研習的同學能著重從專題研習中得到真成功感，而不單是一張張獎狀。



專題研習簡介
工作紙 1.5

黃大仙廟的旅遊發展潛力

中三丙 第五組 組員：梁盛梅、英嘉敏、林志鴻、林錫洪、羅玉平、吳慈欣

背景：我們探討的題目是黃大仙廟的旅遊發展潛力，我們的學校位於黃大仙區，而黃大仙廟是本區著名的旅遊景點，黃大仙廟與我們生活息息相關。黃大仙廟的旅遊是否尚有發展的潛力？黃大仙廟會否影響居民的生活和健康？它有沒有對居民造成滋擾？對環境有沒有影響？它的交通方便嗎？它能否增加附近的食肆的營業額？


研習方法

為了能搜集資料更多資料，我們利用互聯網找尋資料，查閱參考書籍，進行問卷調查及進行實地考察。我們曾經多次到黃大仙廟實地考察，也到街頭訪問市民和遊客的意見。

從回收80問卷中，有73人認為到達黃大仙廟的交通方便，有7人認為交通不方便，有58人認為黃大仙廟能增加附近食肆的營業額，但有45人認為黃大仙廟會對居民造成滋擾，大部人都一致認同黃大仙廟的香火會造成空氣污染並會影響環境，只有少數被訪者認為其他污染會影響環境。

總結及建議

總括來說，綜合以上的資料，黃大仙廟的旅遊是可以持續發展的。在我們所搜集的資料中得出，要發展黃大仙廟的旅遊，除了交通方便外，更要有中國傳統特色。如將黃大仙廟擴大，在廟內增加多些設施如小食店，紀念品銷售店，售賣一些有黃大仙特色的紀念品。供遊客使用的地方應保持清潔。加建多些休憩設施供給遊客使用。黃大仙廟外的交通指示應該整理清晰，使旅遊人士更清楚遊覽路線，應該多宣傳黃大仙廟以吸引更多的遊客，從而使旅遊業發展得更好。



這研究有什麼地方值得學習？有什麼不足之處？（二十字）

ST. FRANCIS' CANOSSIAN COLLEGE
FORM 2 PROJECT LEARNING
INTRODUCTION TO PROJECT LEARNING

Worksheet 2.1

Session 2 Introducing mentoring system, assessment method and log writing
Introducing the idea of group learning

OBJECTIVES

1. To know how to develop a harmonious and trusting relationship with mentors.
2. To learn about the assessment method and log writing
3. To learn about the importance of group learning

A. Mentoring system

What does a mentor look like?


Describe the roles of a mentor using the pictures below.




Picture 1




Picture 2



Picture 3




Picture 4



Picture 5

Picture 7



Picture 8



Picture 6



Picture 9



Picture 10

Assessment method

Assessment	Description	Weighting	Individual	Group
Self assessment	Students assess their own performance (Assessment criteria are to be decided by students later on)	5%	*	
Peer assessment	Students give scores to their group members	5%	*	
Teacher's assessment	Process	40%		
	- written homework	(20%)	*	*
	- students' discussion in class	(20%)	*	
	Product	40%		
	- oral presentation	(20%)	*	
- written report	(20%)		*	
	Students' Reflection- log writing	10%	*	

Log book writing

a. *No. of writing:* 3

b. *Frequency:* You are required to write log book 3 times at different stages.

c. *Objectives:*

- To reflect upon your performance at different phases of project learning.
- To be aware of your strengths and weaknesses in group learning.
- To identify your problems in learning and find appropriate solutions.
- To express your opinions about doing project, interpersonal relationship freely.
- To let mentors give you individual written guidance

d. *Guidelines on log writing:*

- In each log writing, you need to answer some questions or write some statements about an activity. (e.g. outing, preparing questionnaire)
- You may be asked to reflect upon your performance using a scale or other grading systems as instructed.
- You have to be honest in writing the log book.
- You can express your ideas freely
- Impolite wordings, slang and foul language are strictly forbidden.
- You need to write in PROPER CHINESE
- You and your group members can design the cover of the log book